7.7 - VALVOLA PRIORITARIA A 3 VIE

7.7 - 3 PORT FLOW CONTROL VALVE ONGOING PRESSURE LINE

TIPO / TYPE
VPR3



SCHEMA IDRAULICO
HYDRAULIC DIAGRAM

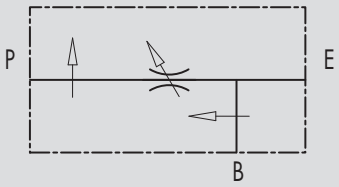

IMPIEGO:
Valvola che consente di mantenere costante la portata in "P" ad un valore stabilito, indipendentemente dalla pressione richiesta e dalla portata in entrata alla valvola. La portata in eccesso viene scaricata in "B" ed è disponibile per un secondo utilizzo. Anche la bocca "B" è insensibile alle variazioni di pressione ma non alle variazioni di portata.

MATERIALI E CARATTERISTICHE:
Corpo: acciaio zincato - alluminio (VPR3 1")
Componenti interni: acciaio temprato termicamente e rettificato
Guarnizioni: BUNA N standard
Tenuta: per accoppiamento. Trafilamento minimo (poche gocce al minuto)

MONTAGGIO:
Collegare E all'alimentazione e P all'attuatore o alla linea di un impianto idraulico in cui si necessita la regolazione della portata. Collegare B al serbatoio o ad un secondo attuatore. Per regolare la portata in entrata al ramo P avvitare o svitare il volantino previo allentamento della ghiera di fermo.

USE AND OPERATION
This valve enables to keep "P" flow constant to a certain setting, independently of the required pressure or the inlet flow of the valve. Exceeded flow is drained in "B" and it is available for a second use. Also port "B" is insensitive to pressure changes but not to flow changes.

MATERIALS AND FEATURES:
Body: zinc-plated steel - aluminium (VPR3 1")
Internal parts: hardened and ground steel
Seal: BUNA N standard
Tightness: by diameter combination. Minor leakage (few drops per minute)

APPLICATIONS:
Connect E to the pressure flow and P to the actuator or to a line of an hydraulic circuit where flow adjustment is needed. Connect B to the tank or to a second actuator. To adjust inlet pressure in P screw in or off hand wheel after loosening the locknut.

DIAGRAMMA COMPENSAZIONE
COMPENSATION CURVE

Temperatura olio: 50°C - Viscosità olio: 30 cSt
Oil temperature: 50°C - Oil viscosity: 30 cSt

VPR3 3/8"

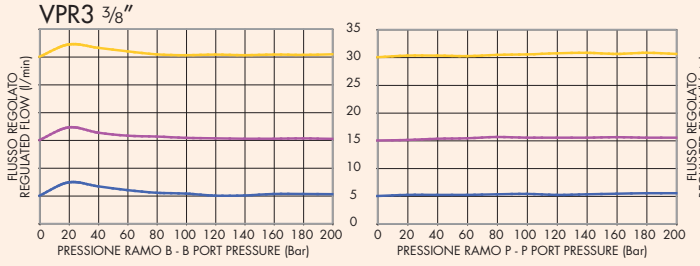

VPR3 1/2"

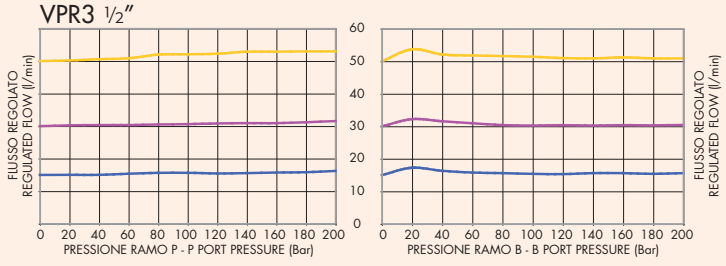

VPR3 3/4"

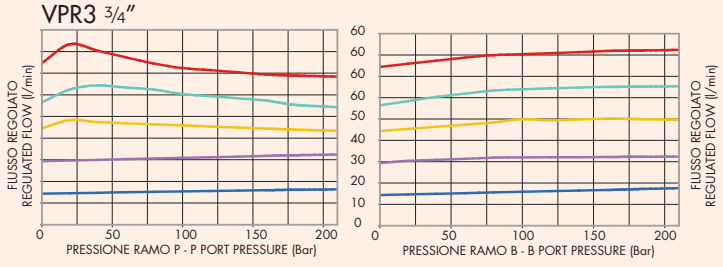

VPR3 1"

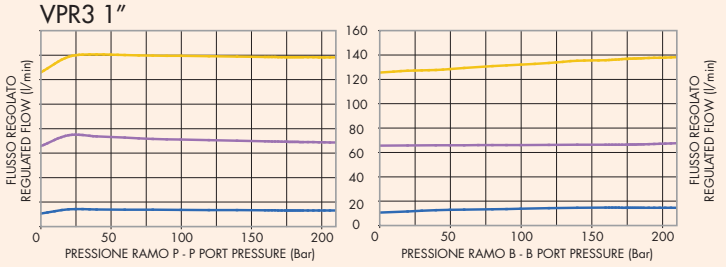

CODICE CODE	SIGLA TYPE	PORTATA MAX ENTRANTE MAX INLET FLOW Lt./min	PORTATA MAX REGOLATA MAX ADJUSTED FLOW Lt./min	PRESSIONE MAX MAX PRESSURE Bar
V1060	VPR3 3/8"	50	40	350
V1070	VPR3 1/2"	85	60	350
V1080	VPR3 3/4"	150	90	350
V1090	VPR3 1"	250	150	210

VPR3 3/8" - 1/2" - 3/4" (steel body)

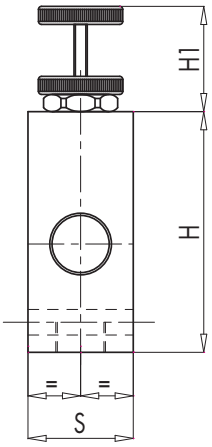

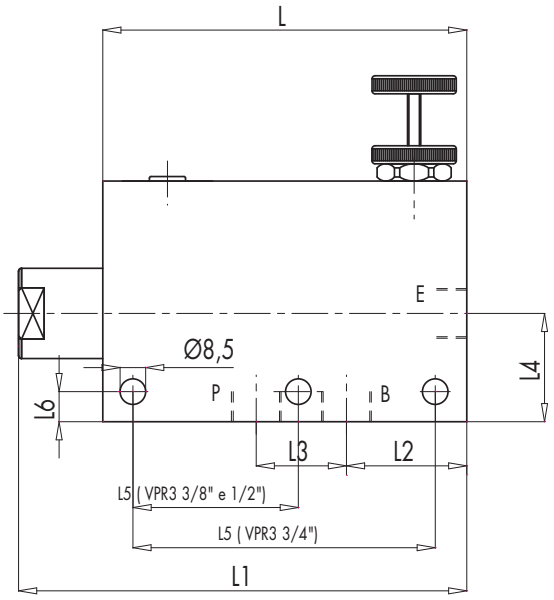

VPR3 1" (aluminium body)

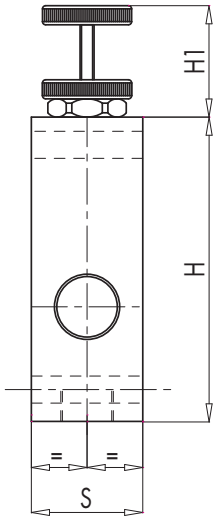

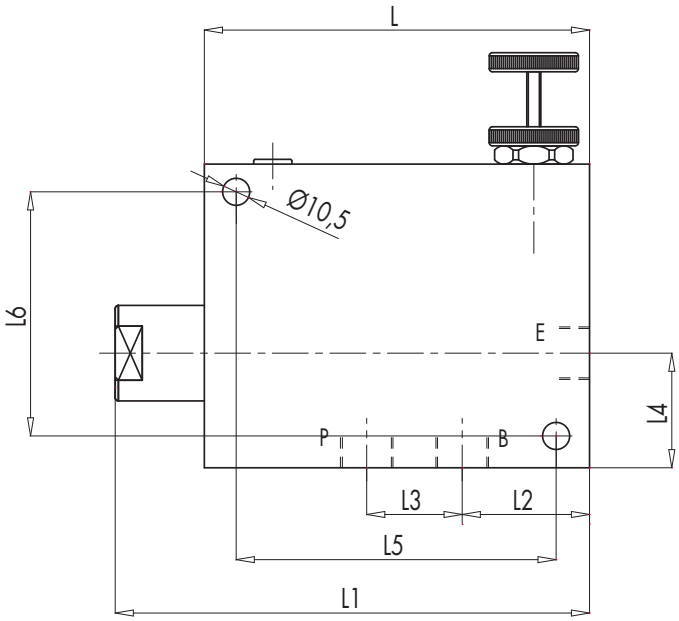

CODICE CODE	SIGLA TYPE	E – P – S	L	L1	L2	L3	L4	L5	L6	H	H1	S	PESO WEIGHT
		GAS	mm	mm	mm	mm	mm	mm	mm	mm	mm	mm	Kg
V1060	VPR3 3/8"	G 3/8"	121	147	40	32	36	55	12	80	35	35	2,530
V1070	VPR3 1/2"	G 1/2"	121	147	37	36	36	55	12	80	35	35	2,470
V1080	VPR3 3/4"	G 3/4"	155	190	67	44	45	135	8	90	35	50	2,400
V1090	VPR3 1"	G 1"	150	205	39	80	70	133	114,5	135	35	60	4,000